



Manage this device with
Digi Remote Manager

DIGI CONNECT EZ 16/32

Click-to-connect | Modern, secure serial connectivity that boots in seconds, configures in minutes and runs for years

Most companies are not replacing their equipment — they are updating the way they talk to it. **Digi Connect EZ[®] 16/32** modernizes operational infrastructure with expanded network connectivity and functionality for today's applications. It is designed to meet the demands of a wide range of critical serial applications including connecting to automation, robotics control, centralized device management, data acquisition and point-of-sale equipment.

Digi Connect EZ is a click-to-connect family of products with 1, 2, 4, 8, 16 or 32 serial ports. Digi Connect EZ 16 and 32 are available with RS-232 or a software-selectable option for RS-32/422/485 communication, as well as LTE and single or dual power options. It takes only a few minutes to configure with intelligent, use case-based options so that you can quickly install without having to modify your equipment or applications.


Digi simplifies key security requirements for critical infrastructure and distributed systems with enhanced access control, management and configuration capabilities. Digi Connect EZ 16 and 32 include built-in **Digi TrustFence[®]** to give your security and operations teams peace of mind against evolving security threats with encrypted connections, centralized authentication, VPN support and scalable security updates.

Digi Connect EZ 16 and 32 support the widest range of industry standard and device-specific protocols using serial tunneling, TCP/UDP connections or Digi's patented **RealPort[®]** COM port redirector for remote native COM port access. A built-in Python environment enables application development and customization at the device level, including event-based programmability, data conversion and full control of device connections.

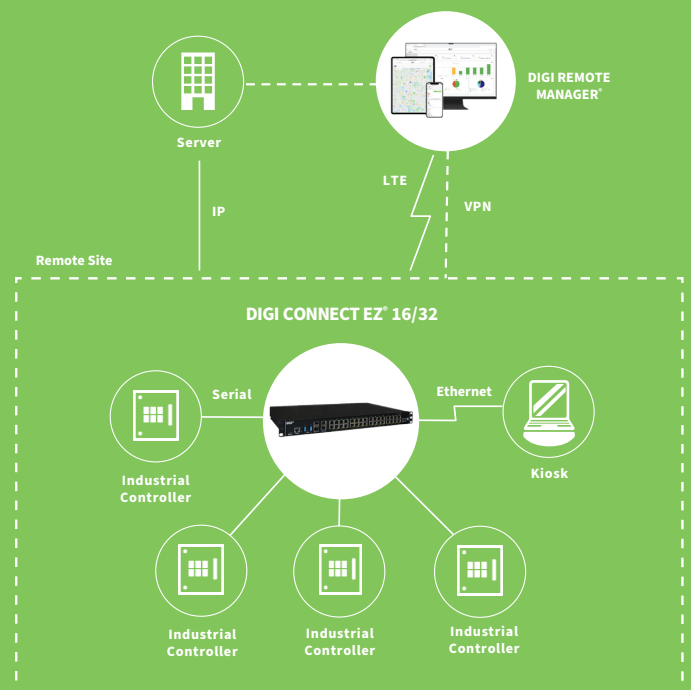
FEATURES AND BENEFITS

- 16 or 32 serial RS-232 or RS-232/422/485 software-selectable ports to connect a wide variety of serial equipment over IP networks
- Dual 10/100/1000 Ethernet with dual SFP+ support, Digi CORE[®] LTE module support, micro SD for data logging, two USB ports and single or dual power options
- Ideal for applications requiring COM ports, serial tunneling or TCP/UDP sockets
- Optimizes performance for the widest range of industry standard and device-specific protocols
- Built-in **Digi TrustFence** for device security, secure encrypted connections, ongoing monitoring and support
- Easy setup and mass configuration with **Digi Navigator[™]** and **Digi Remote Manager[®]**

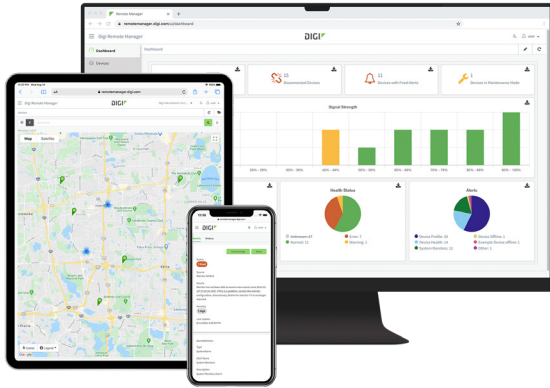
RELATED PRODUCTS



APPLICATION EXAMPLE



DIGI REMOTE MANAGER



Digi Remote Manager is the technology platform that brings networks to the next level, allowing networks — and the people who manage them — to work smarter. With Digi Remote Manager you can transform a multitude of dispersed IoT devices into a dynamic, intelligent network. Now you can easily deploy, monitor and diagnose thousands of mission-critical devices from a single point of command — on your desktop, tablet or phone. All the while, its software-defined security diligently safeguards your entire Digi ecosystem.

Learn more at www.digi.com/digi-remote-manager

CAPABILITIES

- Activate, monitor and diagnose your mission-critical devices from a single point of command and control
- Schedule key operations — including firmware updates and file management — on a single device or on a group of devices, keeping your network functionality up-to-date and maintaining compliance standards
- Manage edge devices out-of-band via console terminal access
- Monitor health and connectivity across deployments of any size
- Create detailed reports and enable real-time alerts for specified conditions
- Integrate device data through open APIs to gain deeper insights and control with third-party applications
- Report and alert on performance statistics, including connection history, signal quality, latency, data usage and packet loss

INFRASTRUCTURE

- Hosted in a commercial-grade cloud server environment that meets SOC 1[®], SOC 2[®] and SOC 3[®] standards
- Superior availability, operating at 99.9% or greater uptime
- Open APIs available to support application development

SECURITY

- Comprehensive security controls in place to protect your data
- Member of the Center for Internet Security[®] (CIS[®])
- Enables compliance with security frameworks like ISO27002, HIPAA, NIST and more
- Earned Skyhigh's CloudTrust[™] Program highest rating of Enterprise-Ready

DIGI CONNECT EZ 16/32 USE CASES

Digi Connect EZ 16 and 32 are designed to meet the demands of a wide range of critical serial applications including connecting to automation, robotics control, centralized device management, data acquisition and point-of-sale equipment.

Utility and energy

- Critical remote equipment management
- Support in harsh environments
- Redundant connectivity and dual power options

Factory automation

- Process automation
- Reliability for hi-tech robotics and capital systems

Government and aerospace

- Encrypted data transfer across remote locations
- Secure scalable management around the world
- Data integrity, resiliency and redundant connectivity

Commercial and logistics

- Pick n' pack connectivity



DIGI NAVIGATOR



Digi Navigator gives users the ability to discover and configure Digi Connect EZ in minutes. The tool is what makes Digi Connect EZ easy. It allows you to spend your time where it matters most by taking away the hassle of finding devices on a network, configuring the IP address, defining serial ports and connected devices, setting up Digi RealPort and managing passwords.

FEATURES

- Find and connect to devices on a LAN
- Guide IP address configuration
- Configure Digi Connect EZ for use with Digi RealPort
- Quickly define serial ports and devices associated with ports
- Access the Digi Connect EZ web and command line interface
- Manage passwords easily

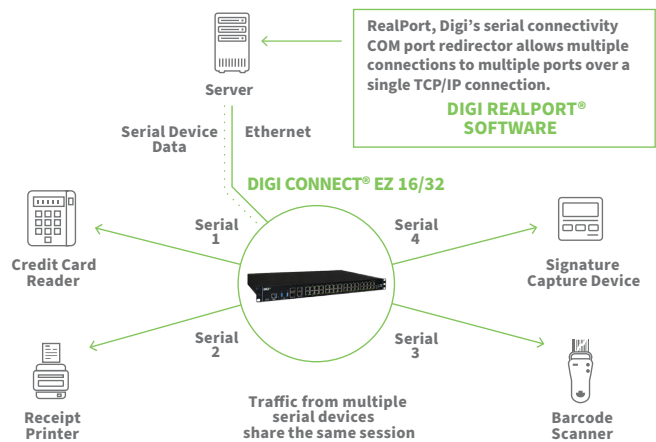
DIGI REALPORT

Digi's patented RealPort software provides serial connectivity over IP networks, no matter where the devices reside.

Digi RealPort is unique among COM port redirectors. It is the only implementation that allows multiple connections to multiple ports over a single TCP/IP connection instead of a separate TCP/IP connection for each serial port. This helps manage network traffic and reduce congestion.

Digi RealPort is installed on the application host; whether it be local, remote, physical, virtual or in the cloud. This allows applications to communicate with devices across a network as if the devices were directly attached to the computer, allowing device connectivity from anywhere on your network.

RealPort also provides end-to-end encryption and full hardware flow control, as well as optimizations for packetization, latency and throughput.



DIGI TRUSTFENCE

Digi TrustFence is a device security framework that simplifies the process of securing connected devices.



BUILT-IN SECURITY. DELIVERED.

Designed for mission-critical applications, Digi TrustFence enables users to easily integrate device security, device identity, and data privacy capabilities into product design. Digi TrustFence security for IoT devices is designed to grow and adapt with new and evolving threats.

Learn more at www.digi.com/trustfence

FEATURES

Secure Boot

- Programs and code running on the device are validated to be from an approved source or manufacturer.

Protected Hardware Ports

- Internal and external I/O ports are hardened and access-controlled to prevent unwanted local intrusion.

Authentication

- Provides data authentication and device identity management options and ensures that products are not shipped with default user and password settings.

Secure Connections

- These connections utilize the latest encryption protocols for data in motion and over-the-air (OTA) transmissions to ensure the integrity of data flowing across a network.

Ongoing Monitoring and Support

- Provides ongoing threat measurement and monitoring services and performs external security audits.

| SPECIFICATIONS | | DIGI CONNECT EZ 16/32 | EZ 16 | EZ 16 MEI | EZ 32 | EZ 32 MEI |
|--|---|--|-------|-----------|-------------------|-----------|
| CONNECTIONS | | | | | | |
| SFP+ | (2) 10 Gb capable SFP+ sockets | | ✓ | ✓ | ✓ | ✓ |
| ETHERNET | (2) 10/100/1000 Ethernet | | ✓ | ✓ | ✓ | ✓ |
| SERIAL PORTS (RJ45 10-PIN) | RS-232 | | 16 | | 32 | |
| | RS-232/422/485 capable, software selectable | | | 16 | | 32 |
| RS-232 / EIA-232 SERIAL MODES | Signal support TXD, RXD, RTS, CTS, DTR, DSR, DCD, RI flow control options: XON/OFF, CTS/RTS, RTS-toggle | | ✓ | ✓ | ✓ | ✓ |
| RS-422 / EIA-422 SERIAL MODES | TX+/-, RX+/-, software termination, pre-delay/post-delay | | | ✓ | | ✓ |
| RS-485 / EIA-485 SERIAL MODES | Data+/Data-, software termination, pre-delay/post-delay | | | ✓ | | ✓ |
| CONSOLE (RJ45 10-PIN) | RS-232 serial console port | | ✓ | ✓ | ✓ | ✓ |
| USB | (2) USB 3.1 Gen 1 (Type A) | | ✓ | ✓ | ✓ | ✓ |
| MICRO XSD | SD/SDHC/SDXC socket | | ✓ | ✓ | ✓ | ✓ |
| CELLULAR (WHEN USED WITH DIGI CORE PLUG-IN LTE MODEM) | | | | | | |
| CORE MODULE SUPPORT | Digi CORE module compliant socket (see accessories for modules) | | ✓ | ✓ | ✓ | ✓ |
| CERTIFICATIONS | Visit www.digi.com/resources/certifications for latest certifications | When used with Digi CORE plug-in LTE modem | | | | |
| LTE (G4) WITH DIGI CORE® PLUG-IN LTE MODEM 1002-CMG4 | LTE Cat 4: B1, B2, B3, B4, B5, B7, B8, B12, B13, B18, B19, B20, B25, B26, B38, B40, B41; 3G: B1, B2, B4, B5, B6, B8, B19 2G EDGE / GPRS: 850 / 900 / 1800 / 1900 MHz | | | | | |
| CONNECTORS | (2) 50 Ω SMA (center pin: female) | | | | | |
| SIM SLOTS | (2) Mini-SIM (2FF) | | | | | |
| SIM SECURITY | Secured in cellular module | | | | | |
| PHYSICAL | | | | | | |
| DIMENSIONS (L x W x H) | 25.5 cm x 44.5 cm x 4.445 cm (10.4 in x 17.5 in x 1.75 in) | | | | | |
| PACKAGE DIMENSIONS | 35.5 cm x 20.4 cm x 6.7 cm (13.98 in x 8.03 in x 2.64 in) Ships with attachable 19" rack ears | | | | | |
| PACKAGE WEIGHT | | 5.2 kg (11.5 lb) | | | 5.26 kg (11.6 lb) | |
| STATUS LEDS | System: Power 1, Power 2, Fan 1, Fan 2, Sys Fan, User, WWAN Signal, WWAN Service Per port: Ethernet, Serial, Console, USB | | | | | |
| POWER REQUIREMENTS | | | | | | |
| POWER INPUT | Single or dual AC input (C13 connector), use with appropriate National Mains cords | | | | | |
| POWER CONSUMPTION | Single or dual field replaceable, 100 to 240 VAC, ~50 to 60 Hz, 2.4 A max for each power supply | | | | | |
| REPLACEABLE POWER SUPPLY | Product supports redundant replaceable power supplies | | | | | |

SPECIFICATIONS

DIGI CONNECT EZ 16/32

ENVIRONMENTAL

OPERATING TEMPERATURE Standard operating temperature: 0 °C to 50 °C (32 °F to 122 °F)

STORAGE TEMPERATURE Standard storage temperature: 0 °C to 70 °C (32 °F to 158 °F)

RELATIVE HUMIDITY 5% to 95% (non-condensing)

APPROVALS

SAFETY IEC 62368-1, IEC 60950-1, CB, EN 62311, UL 62368-1, UL 60950-1

EMISSIONS / IMMUNITY CE; RED; FCC Part 15, Subpart B; ICES-003; AU/NZS; CISPR 32, CISPR 35

WARRANTY AND SUPPORT

PRODUCT WARRANTY 5-year for base Connect EZ device, 3-year for Digi CORE plug-in LTE modem

TECHNICAL SUPPORT 1-year LifeCycle Assurance with 24x7 Expert Support included

SOFTWARE AND MANAGEMENT

REMOTE MANAGEMENT [Digi Remote Manager](#), SNMP v3 (user installed/managed); 1-year LifeCycle Assurance with Digi Remote Manager Premier included

LOCAL MANAGEMENT [Digi Navigator](#) discovery and configuration tool, Web UI (HTTP/HTTPS), CLI (Telnet, SSH)

MANAGEMENT / TROUBLESHOOTING TOOLS [Digi Navigator](#) discovery and configuration tool, FTP client, SCP, protocol analyzer with PCAP for Wireshark, event logging with syslog and SMTP client, NTP/SNTP, Nagios, Intelliflow, iPerf, Dynamic DNS, ping, traceroute

MEMORY 256 MB RAM, 4 GB Flash

AUTHENTICATION TACACS+, LDAP, Enterprise RADIUS

ENTERPRISE SOFTWARE

DESCRIPTION

CONNECTIVITY CAPABILITIES

NETWORK PROTOCOL SUPPORT HTTPS, FTP client, TLS v1.2, SCP (client and server), SFTP, SMTP client for use by scripts and the command line, SNMP (v2/v3), SSH, remote management via [Digi Remote Manager](#); protocol analyzer, ability to capture PCAP for use with Wireshark; DynDNS, Dynamic DNS client compatible with BIND9/No-IP/DynDNS; captive portal, Intelliflow; Nagios, DNS server, NTP server, multicast, mDNS, iPerf

SERIAL AND DATA PROTOCOL SUPPORT RealPort, socket and autoconnect socket connectivity for TCP and encrypted TCP, SSH, Telnet, UDP, Modbus, Pyserial support via built-in Python interpreter

SECURITY IP filtering, stateful firewall, custom firewall rules (iptables), address and port translation; TLS 1.2 and above, FIPS 197, OpenVPN client and server; VPN tunnels; authentication: RADIUS, TACACS+; certificates; MAC address filtering; VLAN support

VPN IPsec with IKEv1, IKEv2, NAT Traversal; OpenVPN client and server; GRE VPN tunnels; cryptology: SHA-1/256/384/512, MD5, RSA; encryption: 3DES and AES up to 256-bit (CBC mode for IPsec); Diffie Hellman: DH groups 1-32 (CURVE448)

ROUTING/FAILOVER IP pass-through; NAT, NAPT with IP port forwarding; Ethernet bridging; GRE; multicast routing; routing protocols: RIP (v1, v2) OSPF, BGP, IP failover: VRRP; automatic failover; [Digi SureLink](#)

OTHER PROTOCOLS DHCP; dynamic DNS client compatible with No-IP/DynDNS

PRODUCT IMAGES AND DIMENSIONS

Digi Connect EZ 16



DIGI CONNECT EZ 16 – FRONT



DIGI CONNECT EZ 16 – BACK



Digi Connect EZ 32



DIGI CONNECT EZ 32 – FRONT



DIGI CONNECT EZ 32 – BACK



| DIGI CONNECT EZ 16 | |
|--|--|
| EZ16-A100 | Digi Connect EZ 16 — serial server, 16-port, RS-232 |
| EZ16-A100-EU | Digi Connect EZ 16 — serial server, 16-port, RS-232, EU power cord |
| EZ16-A100-US | Digi Connect EZ 16 — serial server, 16-port, RS-232, US power cord |
| DIGI CONNECT EZ 16 CELLULAR | |
| EZ16-A1G4 | Digi Connect EZ 16 cellular — serial server, 16-port, RS-232, CMG4 |
| EZ16-A1G4-EU | Digi Connect EZ 16 cellular — serial server, 16-port, RS-232, CMG4, EU power cord |
| EZ16-A1G4-US | Digi Connect EZ 16 cellular — serial server, 16-port, RS-232, CMG4, US power cord |
| DIGI CONNECT EZ 16 DUAL POWER | |
| EZ16-A200 | Digi Connect EZ 16 dual power — serial server, 16-port, RS-232, dual AC power |
| EZ16-A200-EU | Digi Connect EZ 16 dual power — serial server, 16-port, RS-232, dual AC power, EU power cords |
| EZ16-A200-US | Digi Connect EZ 16 dual power — serial server, 16-port, RS-232, dual AC power, US power cords |
| DIGI CONNECT EZ 16 MEI | |
| EZ16-C100 | Digi Connect EZ 16 MEI — serial server, 16-port, RS-232/422/485 |
| EZ16-C100-EU | Digi Connect EZ 16 MEI — serial server, 16-port, RS-232/422/485, EU power cord |
| EZ16-C100-US | Digi Connect EZ 16 MEI — serial server, 16-port, RS-232/422/485, EU power cord |
| DIGI CONNECT EZ 16 MEI CELLULAR | |
| EZ16-C1G4 | Digi Connect EZ 16 MEI cellular — serial server, 16-port, RS-232/422/485, CMG4 |
| EZ16-C1G4-EU | Digi Connect EZ 16 MEI cellular — serial server, 16-port, RS-232/422/485, CMG4, EU power cord |
| EZ16-C1G4-US | Digi Connect EZ 16 MEI cellular — serial server, 16-port, RS-232/422/485, CMG4, US power cord |
| DIGI CONNECT EZ 16 MEI DUAL POWER | |
| EZ16-C200 | Digi Connect EZ 16 MEI dual power — serial server, 16-port, RS-232/422/485, dual AC power |
| EZ16-C200-EU | Digi Connect EZ 16 MEI dual power — serial server, 16-port, RS-232/422/485, dual AC power, EU power cords |
| EZ16-C200-US | Digi Connect EZ 16 MEI dual power — serial server, 16-port, RS-232/422/485, dual AC power, EU power cords |
| DIGI CONNECT EZ 16 MEI CELLULAR DUAL POWER | |
| EZ16-C2G4 | Digi Connect EZ 16 MEI cellular dual power — serial server, 16-port, RS-232/422/485, CMG4, dual AC power |
| EZ16-C2G4-EU | Digi Connect EZ 16 MEI cellular dual power — serial server, 16-port, RS-232/422/485, CMG4, dual AC power, EU power cords |
| EZ16-C2G4-US | Digi Connect EZ 16 MEI cellular dual power — serial server, 16-port, RS-232/422/485, CMG4, dual AC power, US power cords |

| DIGI CONNECT EZ 32 | |
|--|--|
| EZ32-A100 | Digi Connect EZ 32 — serial server, 32-port, RS-232 |
| EZ32-A100-EU | Digi Connect EZ 32 — serial server, 32-port, RS-232, EU power cord |
| EZ32-A100-US | Digi Connect EZ 32 — serial server, 32-port, RS-232, US power cord |
| DIGI CONNECT EZ 32 CELLULAR | |
| EZ32-A1G4 | Digi Connect EZ 32 cellular — serial server, 32-port, RS-232, CMG4 |
| EZ32-A1G4-EU | Digi Connect EZ 32 cellular — serial server, 32-port, RS-232, CMG4, EU power cord |
| EZ32-A1G4-US | Digi Connect EZ 32 cellular — serial server, 32-port, RS-232, CMG4, US power cord |
| DIGI CONNECT EZ 32 DUAL POWER | |
| EZ32-A200 | Digi Connect EZ 32 dual power — serial server, 32-port, RS-232, dual AC power |
| EZ32-A200-EU | Digi Connect EZ 32 dual power — serial server, 32-port, RS-232, dual AC power, EU power cords |
| EZ32-A200-US | Digi Connect EZ 32 dual power — serial server, 32-port, RS-232, dual AC power, US power cords |
| DIGI CONNECT EZ 32 MEI | |
| EZ32-C100 | Digi Connect EZ 32 MEI — serial server, 32-port, RS-232/422/485 |
| EZ32-C100-EU | Digi Connect EZ 32 MEI — serial server, 32-port, RS-232/422/485, EU power cord |
| EZ32-C100-US | Digi Connect EZ 32 MEI — serial server, 32-port, RS-232/422/485, US power cord |
| DIGI CONNECT EZ 32 MEI CELLULAR | |
| EZ32-C1G4 | Digi Connect EZ 32 MEI cellular — serial server, 32-port, RS-232/422/485, CMG4 |
| EZ32-C1G4-EU | Digi Connect EZ 32 MEI cellular — serial server, 32-port, RS-232/422/485, CMG4, EU power cord |
| EZ32-C1G4-US | Digi Connect EZ 32 MEI cellular — serial server, 32-port, RS-232/422/485, CMG4, US power cord |
| DIGI CONNECT EZ 32 MEI DUAL POWER | |
| EZ32-C200 | Digi Connect EZ 32 MEI dual power — serial server, 32-port, RS-232/422/485, dual AC power |
| EZ32-C200-EU | Digi Connect EZ 32 MEI dual power — serial server, 32-port, RS-232/422/485, dual AC power, EU power cords |
| EZ32-C200-US | Digi Connect EZ 32 MEI dual power — serial server, 32-port, RS-232/422/485, dual AC power, US power cords |
| DIGI CONNECT EZ 32 MEI CELLULAR DUAL POWER | |
| EZ32-C2G4 | Digi Connect EZ 32 MEI cellular dual power — serial server, 32-port, RS-232/422/485, CMG4, dual AC power |
| EZ32-C2G4-EU | Digi Connect EZ 32 MEI cellular dual power — serial server, 32-port, RS-232/422/485, CMG4, dual AC power, EU power cords |
| EZ32-C2G4-US | Digi Connect EZ 32 MEI cellular dual power — serial server, 32-port, RS-232/422/485, CMG4, dual AC power, US power cords |

PART NUMBERS

ACCESSORIES

DIGI CORE PLUG-IN LTE MODEM

| | |
|---------------|--|
| 1002-CMG4-GLB | Digi CORE plug-in LTE modem — global LTE Cat 4, 3G/2G fallback |
|---------------|--|

ANTENNAS

| | |
|----------|--|
| 76000926 | Cellular antenna — 3G/4G, multiband 699-2690 MHz, swivel |
|----------|--|

| | |
|----------|--|
| 76002118 | Cellular antenna — dipole, 4G, magnetic mount, 1 meter cable |
|----------|--|

POWER SUPPLY

| | |
|---------|--|
| EZPS-AC | Second, spare or replacement power supply for Digi Connect EZ 16 or Digi Connect EZ 32 |
|---------|--|

PART NUMBERS

SERIAL CABLES AND ADAPTERS

ADAPTERS

| | |
|----------|-----------------------------------|
| 76000697 | DB-9F console adapter, quantity 4 |
|----------|-----------------------------------|

| | |
|----------|------------------------------------|
| 76000698 | DB-25M console adapter, quantity 4 |
|----------|------------------------------------|

| | |
|----------|------------------------------------|
| 76000699 | DB-25F console adapter, quantity 4 |
|----------|------------------------------------|

| | |
|----------|----------------------------------|
| 76000700 | DB-25M modem adapter, quantity 4 |
|----------|----------------------------------|

| | |
|----------|---------------------------------|
| 76000701 | DB-9M modem adapter, quantity 4 |
|----------|---------------------------------|

CABLES

| | |
|----------|--------------------------------------|
| 76000195 | RJ-45 to DB-25 male straight, 4 feet |
|----------|--------------------------------------|

| | |
|----------|--|
| 76000199 | RJ-45 to DB-25 female straight, 4 feet |
|----------|--|

| | |
|----------|---------------------------------------|
| 76000201 | RJ-45 to DB-9 female straight, 4 feet |
|----------|---------------------------------------|

| | |
|----------|---------------------------------------|
| 76000238 | RJ-45 to DB-25 male crossover, 4 feet |
|----------|---------------------------------------|

| | |
|----------|-------------------------------------|
| 76000240 | RJ-45 to DB-9 male straight, 4 feet |
|----------|-------------------------------------|

| | |
|----------|--------------------------------------|
| 76000264 | RJ-45 to DB-9 male crossover, 4 feet |
|----------|--------------------------------------|

| | |
|----------|--|
| 76000631 | RJ-45 to RJ-45 for Sun Netra/Cisco, 6 feet |
|----------|--|

| | |
|----------|--|
| 76000645 | RJ-45 to DB-9 female crossover, 4 feet |
|----------|--|

| | |
|----------|--|
| 76000723 | Connects screw terminal EIA 422/485 devices to Digi MEI products that have 10-pin RJ-45 connectors |
|----------|--|

PART NUMBERS

DIGI REMOTE MANAGER*

DIGI REMOTE MANAGER PREMIER

| | |
|--------------------|---|
| DIGI-RM-IM-PRM-1YR | Digi Remote Manager Premier — 1-year subscription |
|--------------------|---|

| | |
|--------------------|---|
| DIGI-RM-IM-PRM-3YR | Digi Remote Manager Premier — 3-year subscription |
|--------------------|---|

| | |
|--------------------|---|
| DIGI-RM-IM-PRM-5YR | Digi Remote Manager Premier — 5-year subscription |
|--------------------|---|

DIGI REMOTE MANAGER STANDARD

| | |
|--------------------|--|
| DIGI-RM-IM-STD-1YR | Digi Remote Manager Standard — 1-year subscription |
|--------------------|--|

PART NUMBERS

EXPERT SUPPORT*

| | |
|------------|-----------------------------------|
| DG-EXPE-12 | Expert 12x5 Support for end users |
|------------|-----------------------------------|

| | |
|------------|-----------------------------------|
| DG-EXPE-24 | Expert 24x7 Support for end users |
|------------|-----------------------------------|

*1-year LifeCycle Assurance with 24x7 Expert Support and Digi Remote Manager Premier included with Digi Connect EZ 16 and 32 models.

DIGI SERVICE AND SUPPORT / You can purchase with confidence knowing that Digi is always available to serve you with expert technical support and our industry leading warranty. For detailed information visit www.digi.com/support.

© 2023 Digi International Inc. All rights reserved.

All trademarks are the property of their respective owners.

91004609
B6/323

DIGI INTERNATIONAL WORLDWIDE HQ
877-912-3444 / 952-912-3444 / www.digi.com

DIGI INTERNATIONAL JAPAN
+81-3-5428-0261 / www.digi-intl.co.jp

DIGI INTERNATIONAL GERMANY
+49-89-540-428-0

DIGI INTERNATIONAL SINGAPORE
+65-6213-5380

DIGI INTERNATIONAL CHINA
+86-21-50492199 / www.digi.com.cn

