

WM Full IP65 BT-19 Stainless

Industrial PCAP multi touch display with stainless steel housing

Features

- 19" Industrial PCAP multi touch display
- Full IP65 stainless steel housing (SUS 316/AISI 316 stainless steel for food and chemical industries)
- Resolution: 1280 x 1024
- Operate touch display with gloves

Display

Display Size	19" (48,26cm)
Touchscreen	PCAP multi touch display
Resolution	1280 x 1024
Brightness	250 cd/m ²
Contrast	1000:1
Color Depth	16.7M
Active Display (mm)	376.32 x 301.06
Viewing Angle	-85~85 (H); -80~80 (V)

Interface

USB	1x USB (IP65 connector)
Video	1x 10-pin VGA (IP65 connector), 1x DVI-D (optional and with IP65 connector)
Power	1x 3-pin power input (IP65 connector)

Mechanical

Chassis	SUS 316 / AISI 316 stainless steel
Power Input	1x 12V DC-in with external AC/DC adapter (100~240V AC)
Power Consumption	26W typical, during normal operation
Dimensions	457.4 x 382 x 57mm (W x H x D)
Mounting	VESA 100mm


Environmental

Operating Temp.	0° ~ 45°C
IP Protection	Full IP65

Front

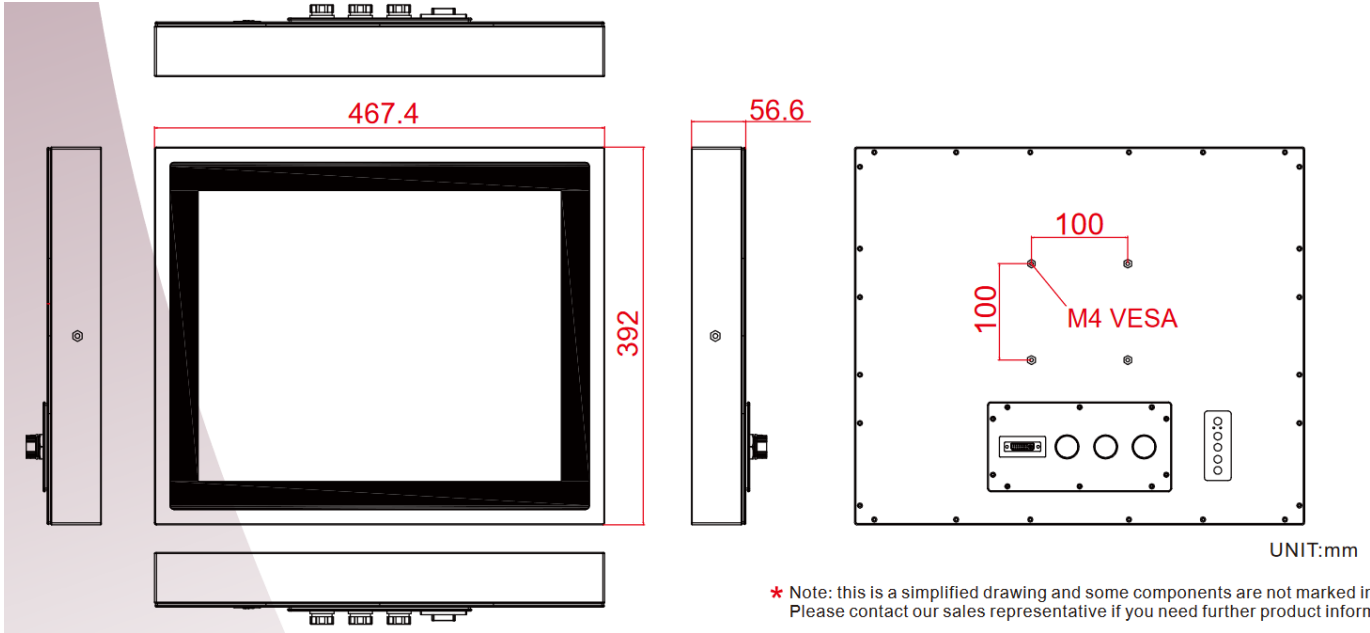


Rear

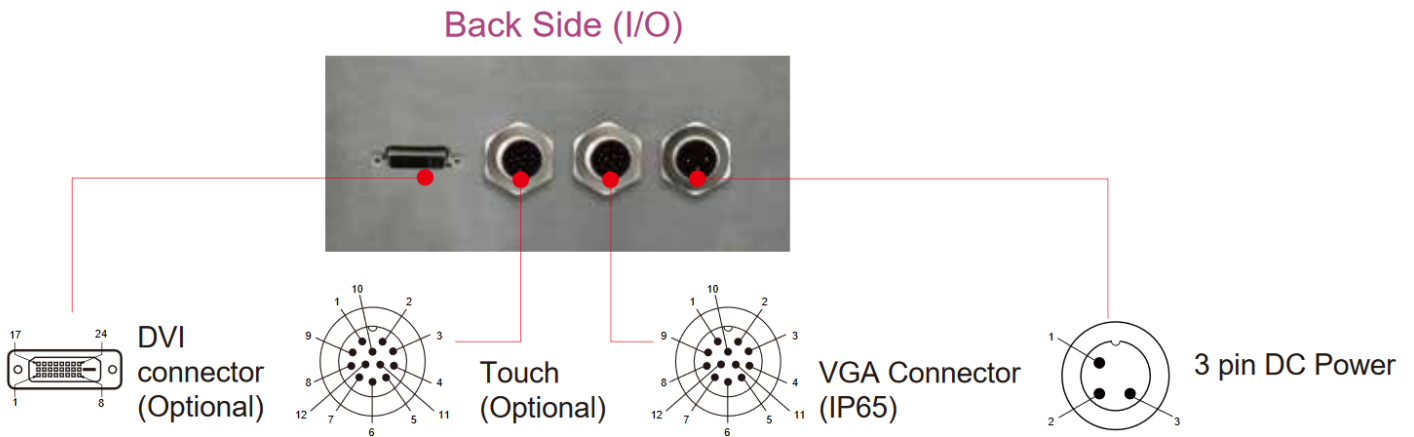


WM Full IP65 BT-19 Stainless

Mechanical Drawing



I/O Layout



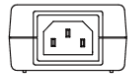
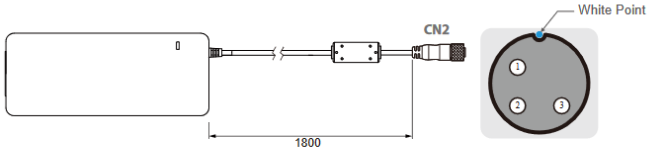
Cable List

LCD	IP65 connector	PC side IO type
DC power	3pin	Female(2.5 fai)
USB(optional)	12pin	Male(type A)
RS232(optional)	12pin	Female(D-sub 9)
VGA	12pin	Male(D-sub 15)

WM Full IP65 BT-19 Stainless

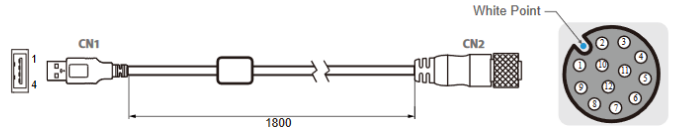
IP65 Cable / PIN Define

Power Cable



Pin No.	Symbols	Color	Pin No.	Symbols	Color
CN1-1	VIN -	NO ASSIGN	CN2-1	VCC+	Flow Adapter
CN1-2	VIN -	NO ASSIGN	CN2-2	GND	Flow Adapter
CN1-3	VIN -	NO ASSIGN	CN2-3	VCC -	Flow Adapter

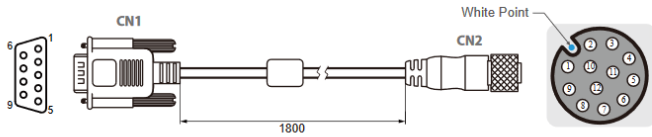
USB Cable



Pin No.	Symbols	Color	Pin No.	Symbols	Color
CN1-2	VCC	Red	CN2-1	VCC	Red
CN1-3	D-	White	CN2-2	D-	White
CN1-4	D+	Green	CN2-3	D+	Green
CN1-5	GND	Black	CN2-4	GND	Black
CN1-9	GND	Black	CN2 Shield		Black

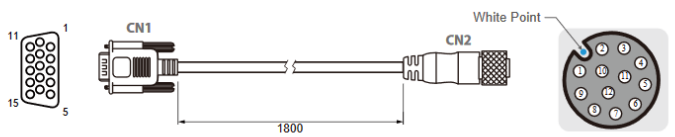
Twisted pairs

RS232 Cable



Pin No.	Symbols	Color	Pin No.	Symbols	Color
CN1-1	DCD-CON2	Green	CN2-1	DCD-CON2	Green
CN1-6	DSR-CON2	Brown	CN2-2	DSR-CON2	Brown
CN1-2	RXD-CON2	Red	CN2-3	RXD-CON2	Red
CN1-7	RTS-CON2	Orange	CN2-4	RTS-CON2	Orange
CN1-3	TXD-CON2	Blue	CN2-5	TXD-CON2	Blue
CN1-8	CTS-CON2	White	CN2-6	CTS-CON2	White
CN1-4	DTR-CON2	Purple	CN2-7	DTR-CON2	Purple
CN1-9	RI-CON2	Yellow	CN2-8	RI-CON2	Yellow
CN1-5	GND-CON2	Black	CN2-9	GND-CON2	Black

VGA Cable



Pin No.	Symbols	Color	Pin No.	Symbols	Color
CN1-1	R	Red	CN2-1	R	Red
CN1-6	R-GND	Black	CN2-2	R-GND	Black
CN1-2	G	Green	CN2-3	G	Green
CN1-7	G-GND	Black	CN2-4	G-GND	Black
CN1-3	B	Blue	CN2-5	B	Blue
CN1-8	B-GND	Black	CN2-6	B-GND	Black
CN1-12	SDA	Yellow	CN2-7	SDA	Yellow
CN1-13	HS	Orange	CN2-8	HS	Orange
CN1-14	VS	White	CN2-9	VS	White
CN1-15	SCL	Brown	CN2-10	SCL	Brown

coaxial