

# WM Full IP65 BT-17 Stainless

## Industrial PCAP multi touch display with stainless steel housing

### Features

- 17" Industrial PCAP multi touch display
- Full IP65 stainless steel housing (SUS 316/AISI 316 stainless steel for food and chemical industries)
- Resolution: 1280 x 1024
- Operate touch display with gloves

### Display

<b>Display Size</b>	17" (43,18cm)
<b>Touchscreen</b>	PCAP multi touch display
<b>Resolution</b>	1280 x 1024
<b>Brightness</b>	400 cd/m <sup>2</sup>
<b>Contrast</b>	1000:1
<b>Color Depth</b>	16.7M
<b>Active Display (mm)</b>	337.92 x 270.34
<b>Viewing Angle</b>	-85~85 (H); -80~80 (V)

### Interface

<b>USB</b>	1x USB (IP65 connector)
<b>Video</b>	1x 10-pin VGA (IP65 connector), 1x DVI-D (optional and with IP65 connector)
<b>Power</b>	1x 3-pin power input (IP65 connector)

### Mechanical

<b>Chassis</b>	SUS 316 / AISI 316 stainless steel
<b>Power Input</b>	1x 12V DC-in with external AC/DC adapter (100~240V AC)
<b>Power Consumption</b>	31W typical, during normal operation
<b>Dimensions</b>	423 x 355 x 61.3mm (W x H x D)
<b>Mounting</b>	VESA 100mm


### Environmental

<b>Operating Temp.</b>	0° ~ 45°C
<b>IP Protection</b>	Full IP65

### Front

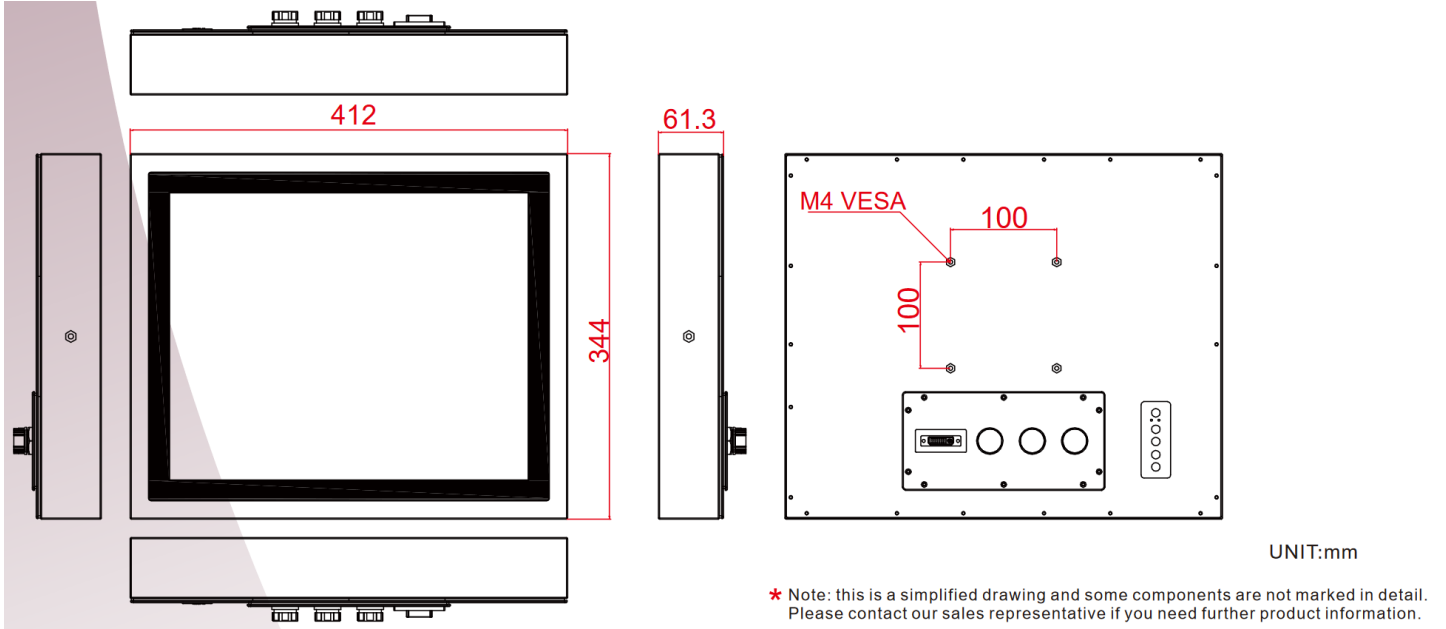


### Rear

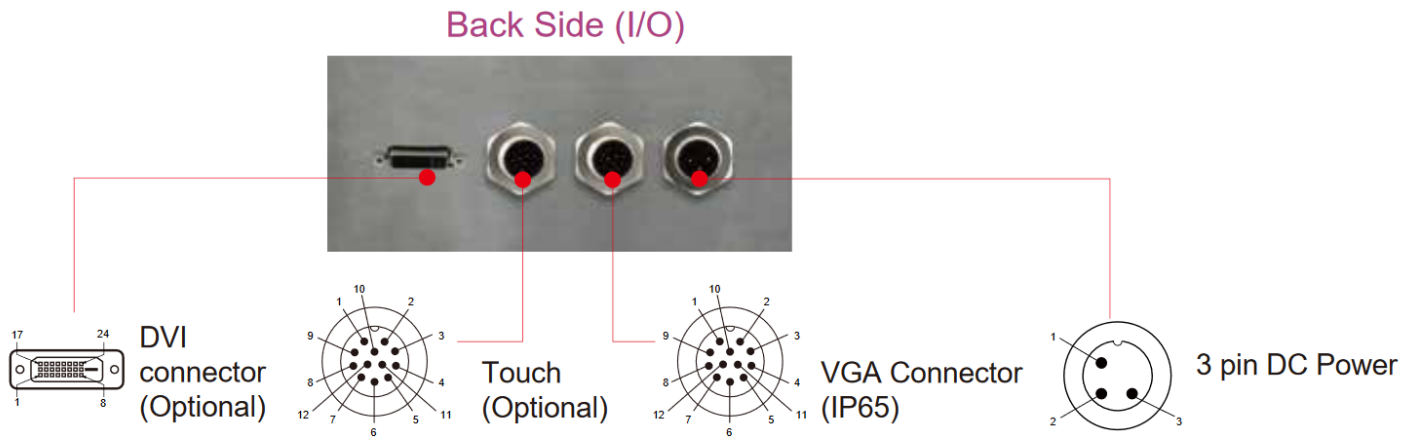


# WM Full IP65 BT-17 Stainless

## Mechanical Drawing



## I/O Layout



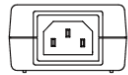
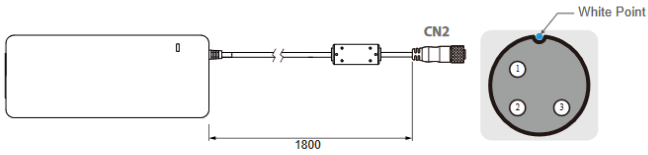
## Cable List

LCD	IP65 connector	PC side IO type
DC power	3pin	Female(2.5 fai)
USB(optional)	12pin	Male(type A)
RS232(optional)	12pin	Female(D-sub 9)
VGA	12pin	Male(D-sub 15)

# WM Full IP65 BT-17 Stainless

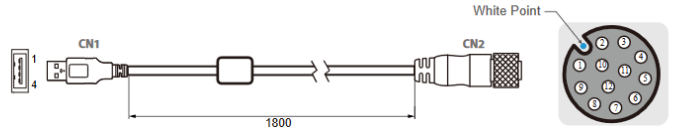
## IP65 Cable / PIN Define

### Power Cable



Pin No.	Symbols	Color	Pin No.	Symbols	Color
CN1-1	VIN -	NO ASSIGN	CN2-1	VCC+	Flow Adapter
CN1-2	VIN -	NO ASSIGN	CN2-2	GND	Flow Adapter
CN1-3	VIN -	NO ASSIGN	CN2-3	VCC -	Flow Adapter

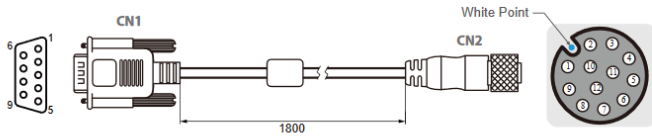
### USB Cable



Pin No.	Symbols	Color	Pin No.	Symbols	Color
CN1-2	VCC	Red	CN2-1	VCC	Red
CN1-3	D-	White	CN2-2	D-	White
CN1-4	D+	Green	CN2-3	D+	Green
CN1-5	GND	Black	CN2-4	GND	Black
CN1-9	GND	Black	CN2 Shield		Black

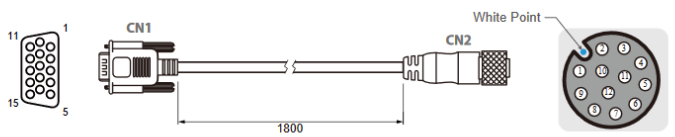
Twisted pairs

### RS232 Cable



Pin No.	Symbols	Color	Pin No.	Symbols	Color
CN1-1	DCD-CON2	Green	CN2-1	DCD-CON2	Green
CN1-6	DSR-CON2	Brown	CN2-2	DSR-CON2	Brown
CN1-2	RXD-CON2	Red	CN2-3	RXD-CON2	Red
CN1-7	RTS-CON2	Orange	CN2-4	RTS-CON2	Orange
CN1-3	TXD-CON2	Blue	CN2-5	TXD-CON2	Blue
CN1-8	CTS-CON2	White	CN2-6	CTS-CON2	White
CN1-4	DTR-CON2	Purple	CN2-7	DTR-CON2	Purple
CN1-9	RI-CON2	Yellow	CN2-8	RI-CON2	Yellow
CN1-5	GND-CON2	Black	CN2-9	GND-CON2	Black

### VGA Cable



Pin No.	Symbols	Color	Pin No.	Symbols	Color
CN1-1	R	Red	CN2-1	R	Red
CN1-6	R-GND	Black	CN2-2	R-GND	Black
CN1-2	G	Green	CN2-3	G	Green
CN1-7	G-GND	Black	CN2-4	G-GND	Black
CN1-3	B	Blue	CN2-5	B	Blue
CN1-8	B-GND	Black	CN2-6	B-GND	Black
CN1-12	SDA	Yellow	CN2-7	SDA	Yellow
CN1-13	HS	Orange	CN2-8	HS	Orange
CN1-14	VS	White	CN2-9	VS	White
CN1-15	SCL	Brown	CN2-10	SCL	Brown

coaxial