

PUMA-6000 series

High performance embedded PCs with optional Power-over-Ethernet / M12 connectors

Features

- 6th/7th Gen Intel® Core™ i7/i5/i3 or Pentium®/Celeron® CPUs
- Supports three independent displays
- Optional configuration of PoE / M12 LAN ports
- RAID and DIO features available
- 4x Full size Mini-PCIe slots (PCI/PCIe optional)
- Wide temperature range: -25° to 70°C



Models

PUMA-6000

Rear

w/o expansion

4x RJ-45 (opt. PoE / M12)

8x RJ-45 (opt. PoE / M12)



PUMA-6011

Rear

w/o expansion

4x RJ-45 (opt. PoE / M12)

8x RJ-45 (opt. PoE / M12)



PUMA-6022

Rear

w/o expansion

4x RJ-45 (opt. PoE / M12)

8x RJ-45 (opt. PoE / M12)



PUMA-6000 series

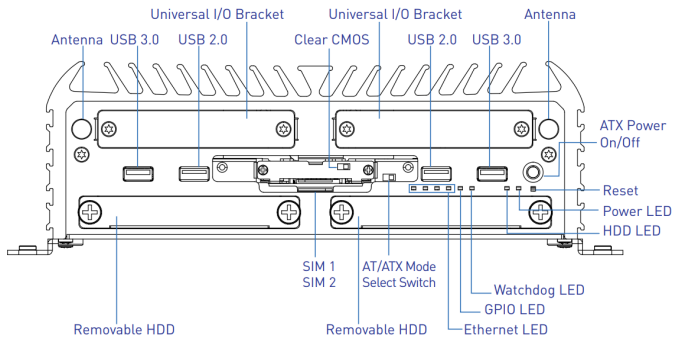
Specifications

System	PUMA-6000	PUMA-6011	PUMA-6022
CPU	Supports 6 th / 7 th Gen Intel® Core™ i7/i5/i3 / Pentium®/Celeron® desktop processor (LGA 1151) 7 th Gen Intel® Core™ i7-7700T processor, Quad-Core, 8MB cache, up to 3.8 GHz 7 th Gen Intel® Core™ i5-7500T processor, Quad-Core, 6MB cache, up to 3.3 GHz 7 th Gen Intel® Core™ i3-7101TE processor, Dual-Core, 3MB cache, up to 3.4 GHz 6 th Gen Intel® Core™ i7-6700TE processor, Quad-Core, 8MB cache, up to 3.4 GHz 6 th Gen Intel® Core™ i5-6500TE processor, Quad-Core, 6MB cache, up to 3.3 GHz 6 th Gen Intel® Core™ i3-6100TE processor, Dual-Core, 4MB cache, up to 2.7 GHz Intel® Pentium® G4400TE processor, Dual-Core, 3MB cache, up to 2.4 GHz Intel® Celeron® G3900TE processor, Dual-Core, 2MB cache, up to 2.3 GHz		
System Chipset	Intel® Q170 Express chipset		
LAN Chipset	GbE 1: Intel® i210-AT (supports Wake-on-LAN and PXE), GbE 2: Intel® i219-LM (supports Wake-on-LAN and PXE) GbE 3 ~ GbE10: Intel® i210-AT (optional)		
Audio Codec	Realtek ALC888S		
RAM	1x 260 DDR4 1866/2133MHz SODIMM max. up to 32GB		
Expansion	4x Full-size Mini PCIe	4x Full-size Mini PCIe 1x PCI or 1x PCIe x16	4x Full-size Mini PCIe 2x PCI or 2x PCIe x8 or 1x PCI + 1x PCIe x16
Operating System	6 th Gen CPU: Windows 10, Windows 7, WEST7, Linux Kernel 4.X / 7 th Gen CPU: Windows 10, Linux Kernel 4.X		
BIOS	AMI 128Mbit SPI BIOS		
Watchdog	Software programmable, supports 1 ~ 255 sec. system reset		
Display			
VGA	Yes (by optional split cable)		
DVI	1x DVI-I		
DisplayPort	2x DisplayPort		
Multiple Displays	Triple Display		
Storage			
SSD / HDD	2x Internal 2.5" SATA HDD Bay, 2x Removable 2.5" SATA HDD Bay, Supports RAID 0,1,5,10		
mSATA	2x mSATA (shared by 2x Mini PCI Express)		
SIM Socket	2x External SIM sockets + 2x Internal SIM sockets		
Interface			
COM	2x RS-232/422/485 2x RS-232/422/485 (internal)		
USB	6x USB 3.0, 2x USB 2.0		
LAN	2x RJ-45, optional configuration: 4x GbE RJ-45 or 8x GbE RJ-45 or 4x GbE M12 or 8x GbE M12 or 4x GbE RJ-45 PoE or 8x GbE RJ-45 PoE or 4x GbE M12 PoE or 8x GbE M12 PoE		
Audio	1x Mic-in, 1x Speaker-out		
DIO	8-In/8-Out isolated		
Universal I/O Bracket	2x Universal I/O Bracket (w/o expansion slots) 1x Universal I/O Bracket (with 4x expansion slots)		
Other	6x WiFi antenna holes, 1x PowerSwitch, 1x AT/ATX Switch, 1x Remote Power On/Off		
Power			
Power Mode	AT, ATX		
Power Input	9 ~ 48VDC		
Power Connector	3-pin Terminal Block		
Power Adapter	Optional AC/DC 24V/5A, 120W		
Protection	OVP (Over Voltage Protection) OCP (Over Current Protection) Reverse Protection		
Environmental			
Operating Temperature	-25°C to 70°C		
Storage Temperature	-30°C to 85°C		
Humidity	10% to 95% (non-condensing)		
Vibration	With SSD: 5 Grms, 5—500 Hz, 0.5 hr/axis With HDD: 1 Grms, 5—500 Hz, 0.5 hr/axis		
Shock	With SSD: 50G, half sine, 11ms		
Certificate / Standards	CE, FCC Class A		
Mechanical			
Construction	Extruded Aluminum with Heavy Duty Metal		
Dimensions	240 x 261 x 79 mm	240 x 261 x 107 mm	240 x 261 x 127 mm
Weight	Depending on I/O: 4,37kg to 5,21kg	Depending on I/O: 4,67kg to 6,40kg	Depending on I/O: 5,54kg to 6,58kg
Mounting	Wall Mounting		

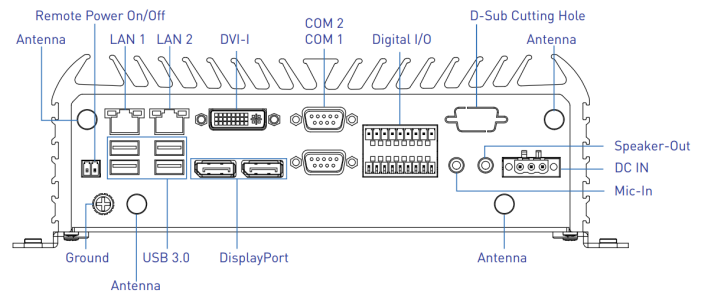
PUMA-6000 series

PUMA-6000: I/O (Layout)

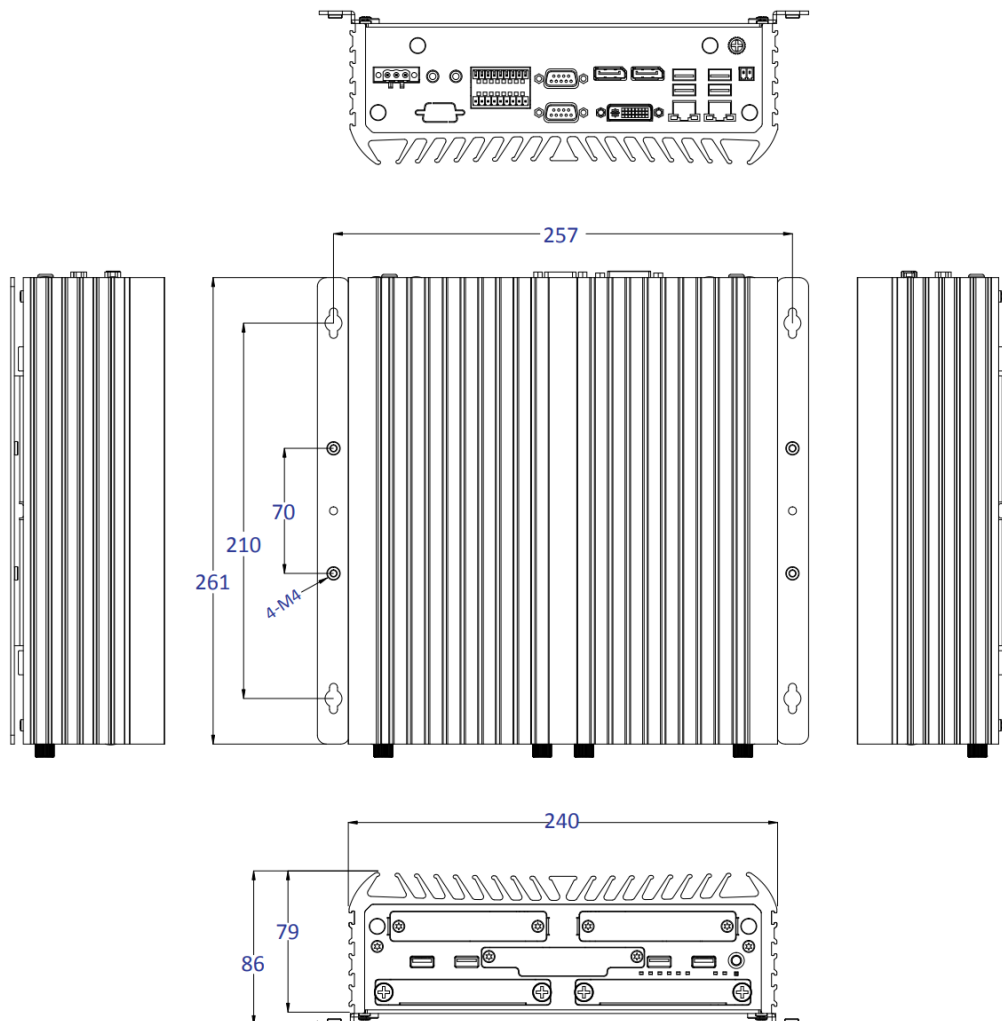
Front Panel



Rear Panel



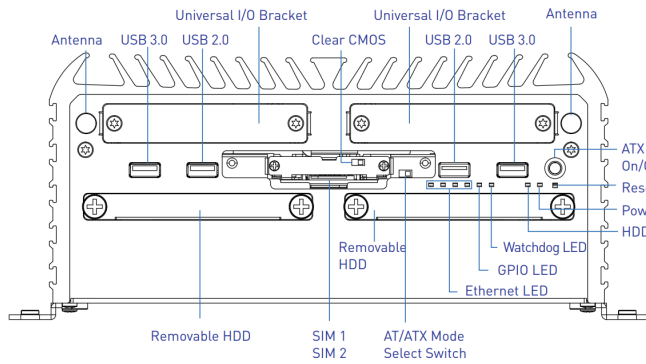
PUMA-6000: Dimensions (mm)



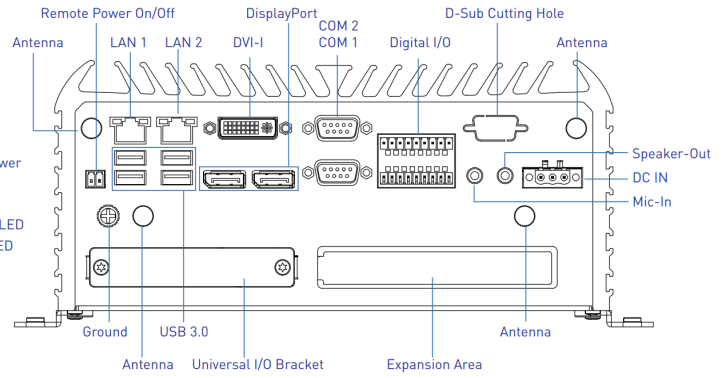
PUMA-6000 series

PUMA-6011: I/O (Layout)

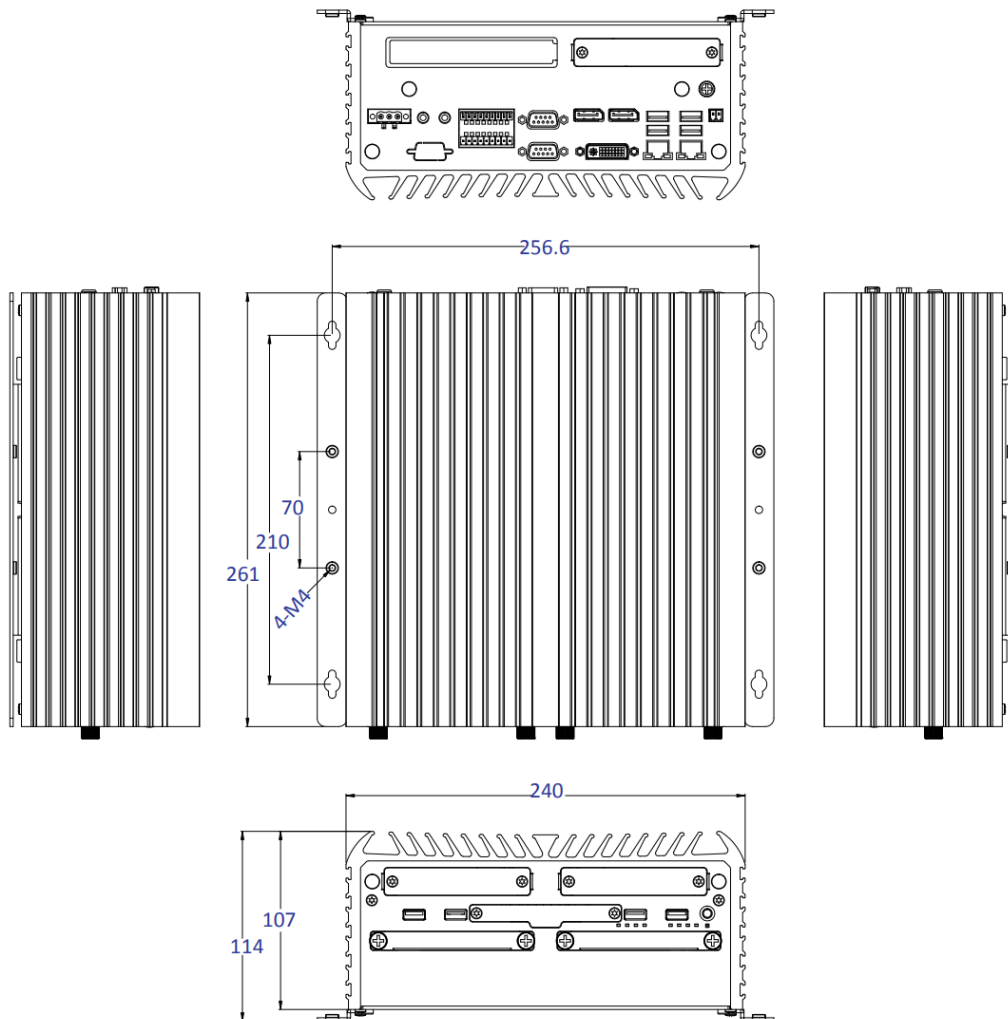
Front Panel



Rear Panel



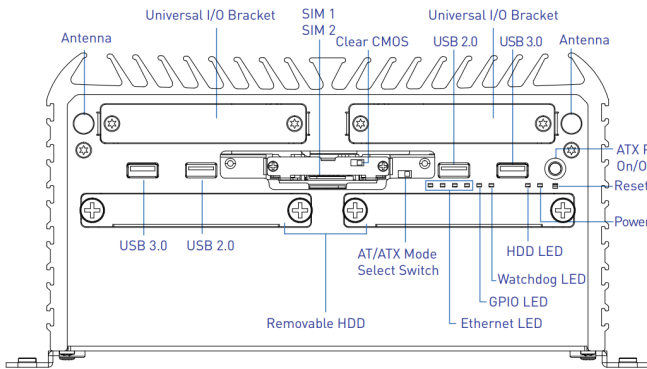
PUMA-6011: Dimensions (mm)



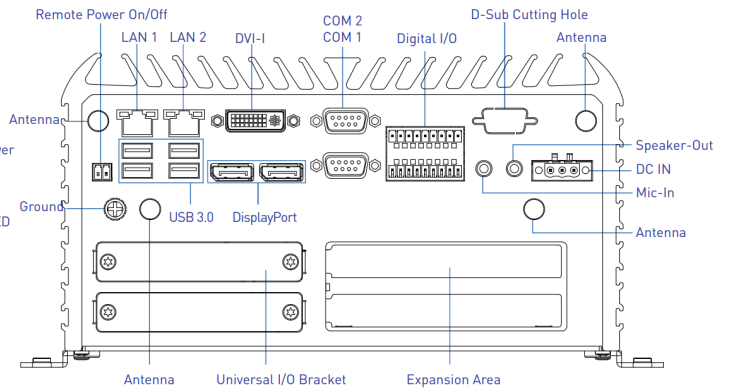
PUMA-6000 series

PUMA-6022: I/O (Layout)

Front Panel



Rear Panel



PUMA-6022: Dimensions (mm)

