



Backplane PBPE-06V




BBP-03P2
Vertical 3-slot (2xPCI) PICMG Backplane

- Fit for Portwell's 1U chassis
- ATX power connector support




BBP-03P2X
Vertical 3-slot (2xPCI) PICMG Backplane

- Fit for Portwell's 1U chassis
- ATX power connector support




BBP-02V1
Vertical 2-slot (1xPCI) PICMG Backplane

- Fit for 1U chassis
- AT power connector support




BBP-02V1X
Vertical 2-slot (1xPCI) PICMG Backplane

- Fit for 1U chassis
- ATX power connector support



BBP-06P464
6-slot (4x64-bit PCI) PICMG Backplane


- Fit for node chassis
- ATX and AT power connector support



BBP-06V464
Vertical 6-slot (4x64-bit PCI) PICMG Backplane


- Fit for 2U chassis
- ATX power connector

PICMG 1.2 Backplane



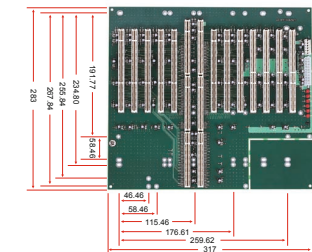
BBP-06P564
6-slot (2xPCI-X, 3xPCI) 64-bit PICMG 1.2 Backplane

- Fit for 6-slot node chassis
- ATX & aux power connectors support



BBP-06V564
Vertical 6-slot (2xPCI-X, 3xPCI) 64-bit PICMG 1.2 Backplane


- Fit for 2U chassis
- ATX power connector support



BBP-14PD64
14-slot (8xPCI-X, 4xPCI) 64-bit PICMG 1.2 Backplane

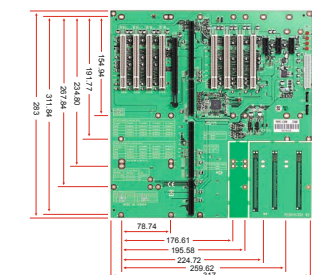
- Support 4 independent buses with ROBO-8820VG2H & PA-B1
- Three PCI-X buses; one PCI bus
- ATX & aux power connectors support

PICMG 1.3 Backplane



PBPE-06V
Vertical 5-slot [PCI-e x1 (4), PCI-E x16 (1)] PICMG 1.3 Backplane

- Fit for 2U chassis
- Four USB ports
- Dual SATA port
- 24-pin ESP12V power connector



PBPE-13A8
13-slot [PCI (8), PCI-E x16 (1), PCI-E x1 (3)] PICMG 1.3 Backplane

- Fit for 4U chassis
- Four USB ports
- Dual SATA port
- 24-pin ESP12V power connector