

21.5" / 54,6cm



WM TFT full-IP65 BT-21.5

Industrial Display 21.5"



Highlights

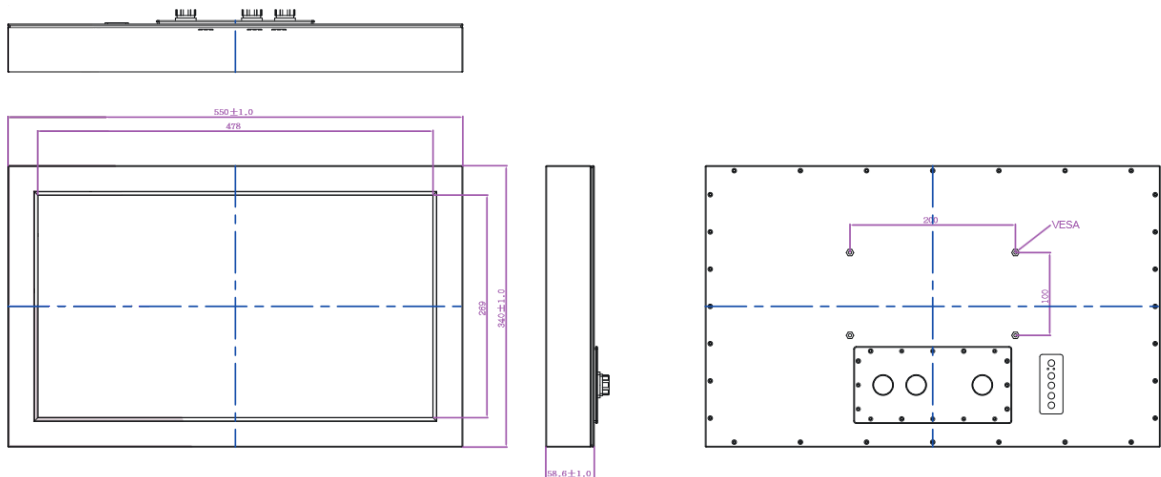
Display	54,6 cm (21.5") 4:3 TFT
Wasser-, Staubschutz	IP65
Touch Screen	Resistive

Technik

→ Highlights

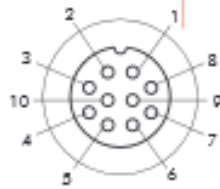
Display	54,6 cm (21.5") 4:3 TFT
Auflösung	1920 x 1080
Helligkeit	250cd/m ²
Kontrast	1000:1
Pixel Abstand	0.248 x 0.248 mm
Sichtbares Bild	476.6 x 268.1 mm
Farbe	16.7M
Betrachtungswinkel	-85~85 (H); -80~80 (V)
VGA Anschluss	VGA + DVI-in
Stromanschluss	12V DC
VESA Anschluss	100/200 mm
Touch Screen	Resistive

→ Technische Zeichnung

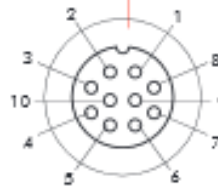


I/O Layout

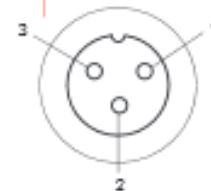
→ I/O Anordnung Rückseite



Optional RS232
or video input



10 pin VGA
connector



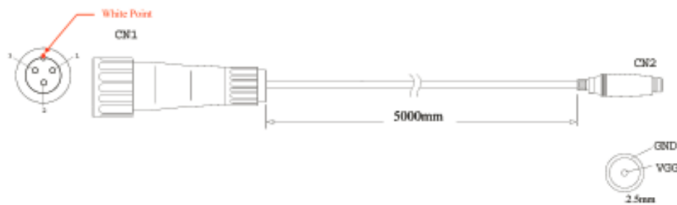
3 pin AC Power

→ Kabelliste

LCD side	PC side
3pin IP65 Power connector	2.5 Ø Female
10pin IP65 VGA connector	10pin
10pin IP65 RS232 connector optional	10pin

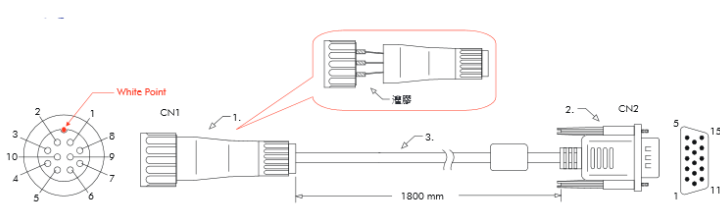
IP65 Kabel / Pin Belegung

→ Stromkabel



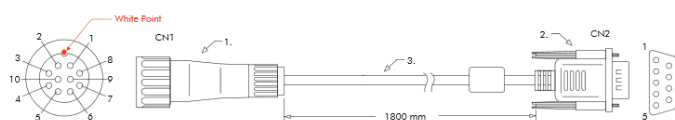
Pin No.	Symbols	Color	Pin No.	Symbols	Color
CN1-1	VCC	Red	CN2 1	VCC	Red
CN1-3	GND	Black	CN2 6	GND	Black
CN1-2	GND	Black	CN2 7	GND	Black

→ VGA



CN1				CN2		
Pin No.	Symbols	Color		Pin No.	Symbols	Color
1	R	Red	↔	1	R	Red
2	R-GND	Black	↔	6	R-GND	Black
3	G	Green	↔	2	G	Green
4	G-GND	Black	↔	7	G-GND	Black
5	B	Blue	↔	3	B	Blue
6	B-GND	Black	↔	8	B-GND	Black
7	SDA	Yellow	↔	12	SDA	Yellow
8	HS	Orange	↔	13	HS	Orange
9	VS	White	↔	14	VS	White
10	SCL	Brown	↔	15	SCL	Brown

→ RS232 (optional)



Pin No.	Symbols	Color	Pin No.	Symbols	Color
CN1-1	DCD-CON2	Green	CN2-1	DCD-CON2	Green
CN1-2	DSR-CON2	Brown	CN2-6	DSR-CON2	Brown
CN1-3	RXD-CON2	Red	CN2-2	RXD-CON2	Red
CN1-4	RTS-CON2	Orange	CN2-7	RTS-CON2	Orange
CN1-5	TXD-CON2	Blue	CN2-3	TXD-CON2	Blue
CN1-6	CTS-CON2	White	CN2-8	CTS-CON2	White
CN1-7	DTR-CON2	Purple	CN2-4	DTR-CON2	Purple
CN1-8	RI-CON2	Yellow	CN2-9	RI-CON2	Yellow
CN1-9	GND-CON2	Black	CN2-5	GND-CON2	Black
CN1-10	NC		CN2-10	NC	